

# BACnet/IP Server

Supported series: BACnet/IP protocol devices

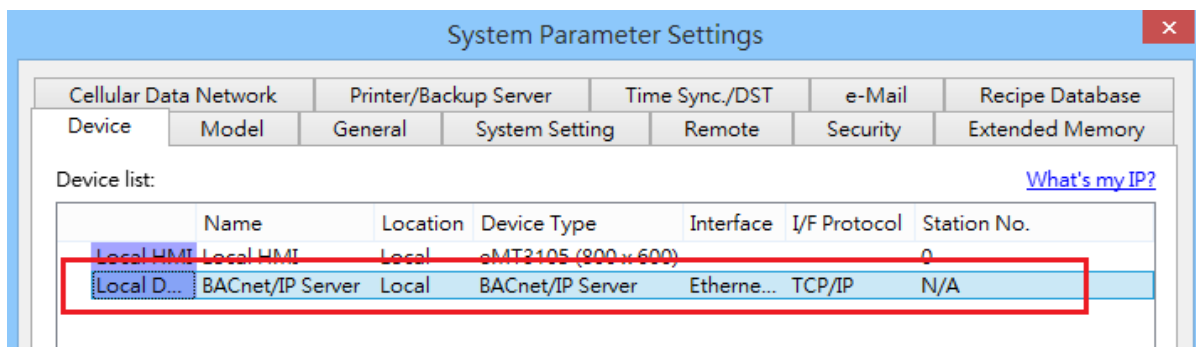
## HMI Setting:

Parameters	Recommended	Options	Notes
<b>PLC type</b>	BACnet/IP Server		
<b>PLC I/F</b>	Ethernet		
<b>Port no.</b>	47808		47808 is the standard communication port of BACnet protocol.
<b>HMI Device ID</b>	4194302	0 ~ 4194302	*Note

\*Note: LW-12245 BACnet server id (Support online changes)

The following steps explain how to build the tag list.

1. In [System Parameter Settings] add [BACnet/IP Server] driver.



2. Click [Tag Manager].



3. Configure tag information as shown below.

3.1 HMI Device ID: Set the range to 0 ~ 4194302.

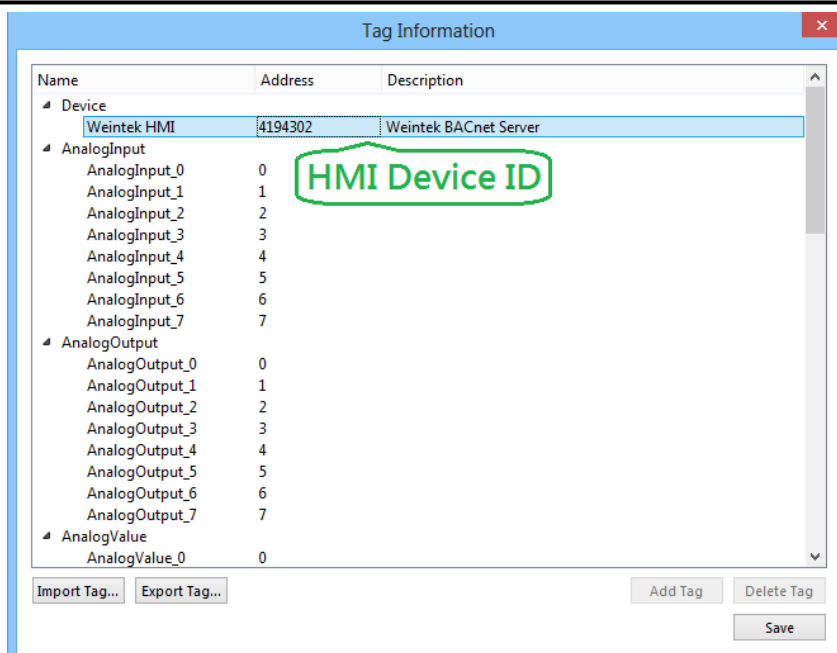
3.2 Tag Name: Add these tags: Analog Input, Analog Output, Analog Value, Binary Input, Binary Output, Binary Value...

3.3 Specify the quantity of the selected tag, the allowable range: 1 ~ 100

3.4 [Add Tag]: According to the selected tag and the specified quantity, the added tags will be shown in the list.

3.5 [Delete Tag]: Delete a single tag or multiple tags.

3.6 [Import Tag] [Export Tag]: Import an existing CSV file or export current data as a CSV file. Please note that current data will be removed after importing a CSV file.



## Object:

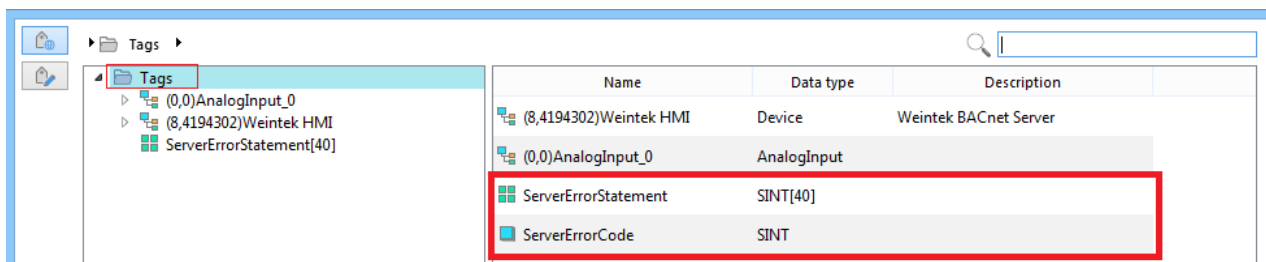
Object ID	Object Name	Object Structure
0	Analog Input	Description Object Identifier Object Name Object Type Present Value Units Event State CovIncrement StateFlags OutOfService
1	Analog Output	Description Object Identifier Object Name Object Type Present Value Priority Priority Array Priority Reset Units Event State StateFlags OutOfService

Object ID	Object Name	Object Structure
		RelinquishDefault
2	Analog Value	Description Object Identifier Object Name Object Type Present Value Priority Priority Array Priority Reset Units Event State StateFlags OutOfService RelinquishDefault
3	Binary Input	Description Object Identifier Object Name Object Type Units Present Value Event State StateFlags OutOfService
4	Binary Output	Description Object Identifier Object Name Object Type Units Priority Priority Array Priority Reset Present Value Event State StateFlags OutOfService RelinquishDefault
5	Binary Value	Description Object Identifier

Object ID	Object Name	Object Structure
		Object Name Object Type Units Priority Priority Array Priority Reset Present Value Event State StateFlags OutOfService RelinquishDefault
13	MultistateInput	Description Object Identifier Object Name Object Type Present Value Event State Number Of State StateFlags OutOfService
14	MultistateOutput	Description Object Identifier Object Name Object Type Present Value Event State Number Of State Priority Priority Array Priority Reset StateFlags OutOfService RelinquishDefault
19	MultistateValue	Description Object Identifier Object Name Object Type Present Value

Object ID	Object Name	Object Structure
		Event State Number Of State Priority Priority Array Priority Reset StateFlags OutOfService RelinquishDefault
21	LifeSafetyPoint	Description Object Identifier Object Name Object Type Present Value Event State Mode Silenced StateFlags OutOfService
22	LifeSafetyZone	Description Object Identifier Object Name Object Type Present Value Event State Mode Silenced StateFlags OutOfService

## Error Code:



Name	Data type	Description
(8,4194302)Weintek HMI	Device	Weintek BACnet Server
(0,0)AnalogInput_0	AnalogInput	
ServerErrorStatement	SINT[40]	
ServerErrorCode	SINT	

Object Name	Value / String	Object Structure
ServerErrorCode	0	Default
	1	Error occurred
ServerErrorStatment	No error	Default
	Invalid data type	Invalid data type
	Write access denied	Write access denied
	Unknown property	Unknown property
	Service request denied	Service request denied
	Unknown object	Unknown object
	Value out of range	Value out of range

## Diagram

### Ethernet cable:

